

Anti-glare Series

ET BLACK MODULE Polycrystalline

ET-P660245BB	245W
ET-P660240BB	240W
ET-P660235BB	235W
ET-P660230BB	230W
ET-P660225BB	225W

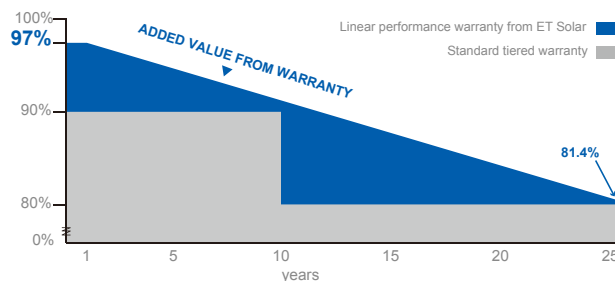


Features

- Specially developed for projects near highway, railway, airport and similar applications with strict anti-glare requirements
- Aesthetically appealing for residential and commercial systems
- High module conversion efficiency, through superior manufacturing technology
- 0 to +5W positive tolerance for mainstream products
- Withstand high wind loads and snow loads (5400Pa)
- Anodized aluminum improving corrosion resistance
- Highly transparent, low iron tempered glass
- Excellent performance under low light conditions

Benefits

- 25-year linear performance warranty; 10-year warranty on materials and workmanship
- Product liability insurance
- Local technical support
- Local warehousing
- 48 hour-response service
- Enhanced design for easy installation and long-term reliability



IEC 61215 Ed.2
IEC 61730



BPVA

The DLG certificate is estimated to be received in April



Towards Excellence

M/ET-SPS-EN-EU2012V2-F

www.etsolar.com

ELECTRICAL SPECIFICATIONS



Model Type	ET-P660245BB	ET-P660240BB	ET-P660235BB	ET-P660230BB	ET-P660225BB
Peak Power (Pmax)	245W	240W	235W	230W	225W
Module Efficiency	15.06%	14.75%	14.44%	14.14%	13.83%
Maximum Power Voltage (Vmp)	29.40V	29.20V	29.08V	28.81V	28.35V
Maximum Power Current (Imp)	8.32A	8.22A	8.08	8.00A	7.94A
Open Circuit Voltage (Voc)	37.41V	37.25V	36.96V	36.88V	36.63V
Short Circuit Current (Isc)	8.86A	8.78A	8.70A	8.60A	8.51A
Power Tolerance	±3%	0 to +5W	0 to +5W	0 to +5W	0 to +5W
Maximum System Voltage	DC 1000V				
Normal Operating Cell Temperature	45.3±2°C				
Series Fuse Rating (A)	20A				
Number of Bypass Diode	3				

MECHANICAL SPECIFICATIONS

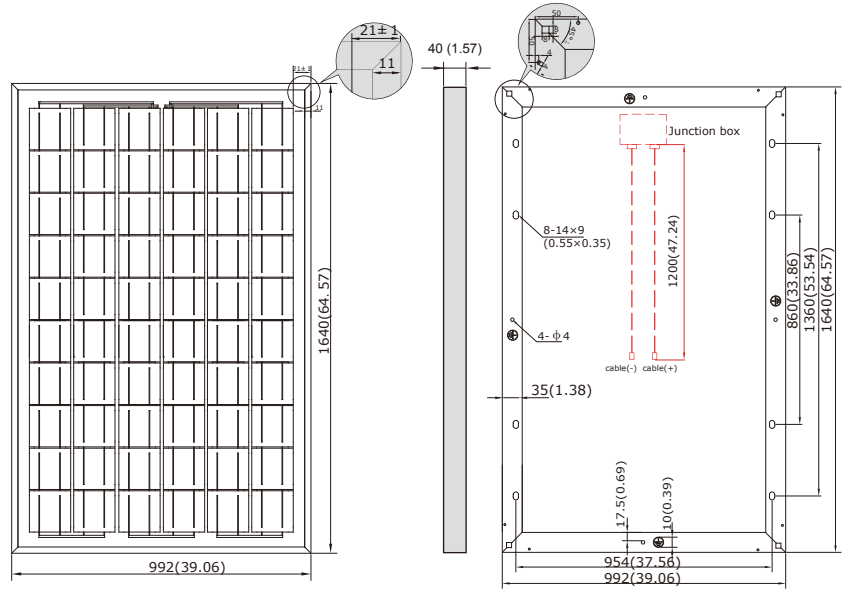
Cell type	156 mm x 156 mm
Number of cells	60 cells in series
Weight	19.32 kg (42.59 lbs)
Dimensions	1640×992×40 mm (64.57×39.06×1.57 inch)
Max Load	5400Pascals (112 lb/ft²)

TEMPERATURE COEFFICIENT

Temp. Coeff. of Isc (TK Isc)	0.065 %/°C
Temp. Coeff. of Voc (TK Voc)	-0.346 %/°C
Temp. Coeff. of Pmax (TK Pmax)	-0.46 %/°C

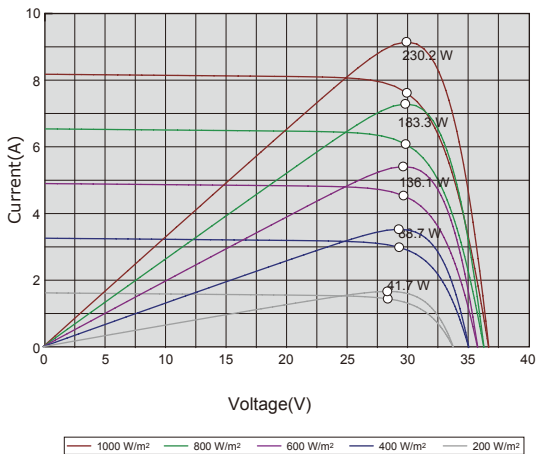
PHYSICAL CHARACTERISTICS

Unit:mm (inch)

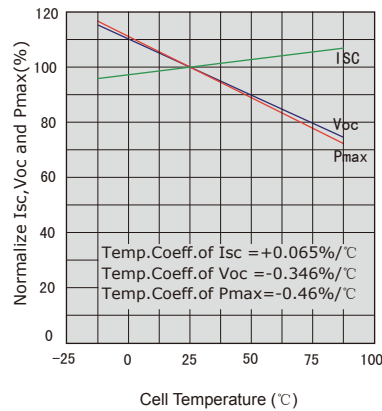


ELECTRICAL CHARACTERISTICS

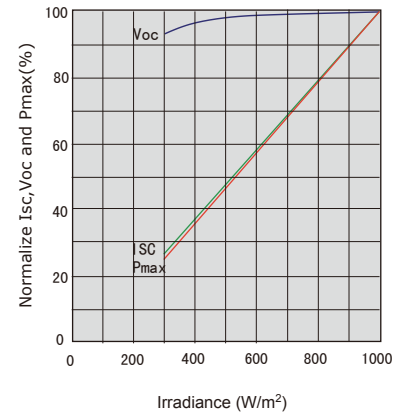
Electrical performance
(cell temperature:25°C)



Temperature dependence of Isc,
Voc and Pmax



Irradiance dependence of Isc,
Voc and Pmax (cell temperature:25°C)



Note: the specifications are obtained under the Standard Test Conditions (STCs): 1000 W/m² solar irradiance, 1.5 Air Mass, and cell temperature of 25 °C.

The NOCT is obtained under the Test Conditions : 800 W/m², 20°C ambient temperature, 1 m/s wind speed, AM 1.5 spectrum.

Please contact support@etsolar.com for technical support. The parameters are for reference only, and are subject to change without notice or obligation.